

## INVESTMENT TERM OF THE WEEK

**Index Fund:** An index fund is a type of mutual fund or exchange-traded fund (ETF) with a portfolio constructed to match or track the components of a financial market index. An index mutual fund is said to provide broad market exposure, low operating expenses, and low portfolio turnover.

## ETFs: GREAT DEAL FOR INVESTORS

An exchange traded fund (ETF) is a type of security that tracks an index, sector, commodity, or other asset, but which can be purchased or sold on a stock exchange the same as a regular stock. New Gold ETF (GLD), an exchange traded fund sponsored by Absa Capital, offers the opportunity to invest in gold bullion.

The company issues listed instruments (structured as debentures) backed by physical gold. Each debenture is approximately equivalent to 1/100 ounces of gold bullion, which is held with a secure depository on behalf of investors. The debentures are listed on the Ghana (GSE) and six other African stock exchanges.

The current share price of New Gold ETF (GLD) is GH¢158.60.

**EQUITY MARKET HIGHLIGHTS:** The Ghana Stock Market lost 49.20 points over the week to close at 2,693.65; returns -3.43% YTD.

Market activity for the week lost 49.20 points to close at 2,693.65 translating into a YTD return of -3.43%. The GSE Financial Stock Index (GSE-FSI) on the other hand increased by 39.22 points to close the week at 2,214.18 translating into a YTD return of 2.90%. In the aggregate, twenty-four (24) equities participated in trading, ending with four (4) gainers and three (3) decliners.

Market Capitalization subsequently decreased by GH¢18.34 million to close the trading week at GH¢64.01 billion.

A total of 3.68 million shares valued at GH¢3.64 million traded during the week compared to 83.03 million shares valued at GH¢88.89 million which traded the previous week. Scancom PLC. (MTNGH) recorded the most trades per value over the week as it accounted for 58.50% of the total value traded.

## GSE EQUITY MARKET PERFORMANCE

Indicator	Current Week	Previous Week	Change
GSE-Composite Index	2,693.65	2,742.85	-49.2 pts
YTD (GSE-CI)	-3.43%	-1.67%	105.39%
GSE-Financial Stock Index	2,214.18	2,174.96	39.22 pts
YTD (GSE-FSI)	2.90%	1.07%	171.03%
Market Cap. (GH¢ MN)	64,011.45	64,029.79	-18.34
Volume Traded	3,677,274	83,028,224	-95.57%
Value Traded (GH¢)	3,635,914	88,889,722.4	-95.91%

## TOP TRADED EQUITIES

Ticker	Volume	Value (GH¢)
MTNGH	2,126,759	2,127,010.80
CAL	790,177	679,983.16
ETI	200,373	39,826.26
POP	200,129	132,085.14
SIC	120,290	28,783.60



58.50%

## KEY ECONOMIC INDICATORS

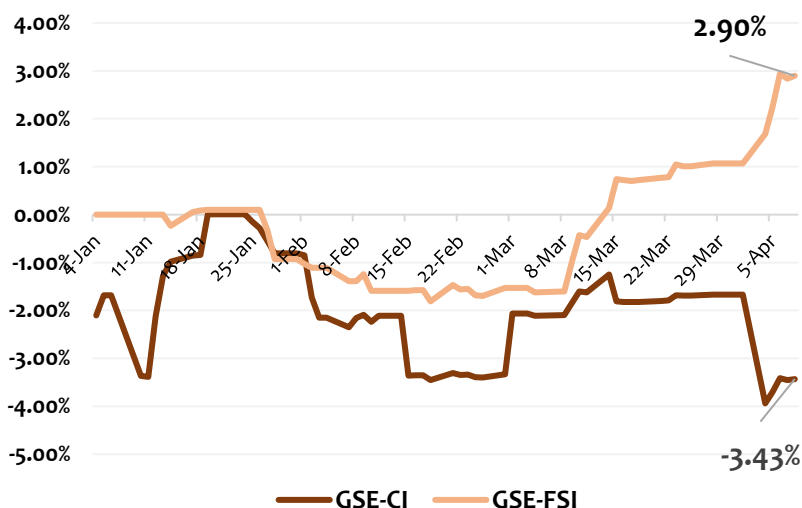
Indicator		Current	Previous
Monetary Policy Rate	February 2022	17.00%	14.50%
Real GDP Growth	Q3 2021	6.60%	3.90%
Inflation	February 2022	15.7%	12.6%

Source: GSS, BOG, GBA

## GAINERS & DECLINERS

Ticker	Close Price (GH¢)	Open Price (GH¢)	Price Change	Y-t-D Change
ETI	0.20	0.17	0.03	17.65%
SIC	0.24	0.22	0.02	9.09%
SOEGEH	1.20	1.19	0.01	0.84%
POP	0.66	0.65	0.01	1.54%
TOTAL	4.99	5.02	-0.03	-0.60%
GCB	5.12	5.16	-0.04	-0.78%
MTNGH	1.00	1.06	-0.06	-5.66%

## GSE-CI & GSE-FSI YTD PERFORMANCE



## SBL RECOMMENDED PICKS

Equity	Price	Opinion	Market Outlook
MTN GHANA	GH¢ 1.06	Strong 2021 FY Financials	↑ Higher Ask Price
BOPP	GH¢ 6.00	Strong 2021 FY Financials	— Low offers
CAL BANK	GH¢ 0.85	Strong 2021 FY Financials	↑ Improving bids
ECOBANK	GH¢ 7.60	Strong 2021 Q3 Financials	— Bargain bids
SOGEGH	GH¢ 1.19	Strong 2021 FY Financials	— Low demand
FANMILK	GH¢ 3.00	Positive Sentiment	— Low demand

## EQUITY UNDER REVIEW:

### SCANCOM PLC. (MTNGH)








Share Price	GH¢1.06
Price Change (YtD)	-4.50%
Market Cap. (GH¢)	GH¢13.03 billion
Dividend Yield	0.00%
Earnings Per Share	GH¢0.1633
Avg. Daily Volumes	2,045,090
Value Traded (YtD)	GH¢265,418,622

## SUMMARY OF FEB. 2022 EQUITY MARKET ACTIVITIES

Indicator	February 2022	February 2021	% Change
GSE-CI YTD CHANGE	-2.11%	13.36%	-
GSE-CI	2,730.59	2,200.92	24.07
GSE-FSI YTD CHANGE	-1.62%	5.08%	-
GSE-FSI	2,116.98	1,873.31	13.01
VOLUME	31.11 M	44.50 M	-30.10
VALUE (GH¢)	26.43 M	35.23 M	-24.97
MKT. CAP. (GH¢M)	62,881.97	57,152.18	10.03
ADVANCERS & DECLINERS	SIC, GGBL, EGL, CAL   GCB, MTNGH, BOPP, ACCESS		







Source: Ghana Stock Exchange, SBL Research

## GSE AGAINST SELECTED AFRICAN STOCK MARKETS

Country	Current Level	YTD
 (Ghana) GSE-CI	2,693.65	-3.43%
 (Botswana) BGSMDC	7,231.27	3.16%
 (Egypt) EGX-30	11,101.94	-7.09%
 (Kenya) NSE ASI	157.28	-5.51%
 (Nigeria) NGSE ASI	46,631.46	9.17%
 (South Africa) JSE ASI	74,776.13	4.48%
 (WAEMU) BRVM	217.92	7.73%




Source: Bloomberg

## CURRENCY MARKET

Currency	Closing Week	Previous Week	YTD Change
	(GH¢)	(GH¢)	%
 DOLLAR	7.1120	7.1120	-15.55%
 POUND	9.2663	9.3217	-12.29%
 EURO	7.7338	7.8515	-11.71%
 YEN	0.0572	0.0580	-8.74%
 YUAN	2.1163	1.1175	-55.36%
 CFA FRANC	84.8175	83.5455	13.26%

Source: Bank of Ghana

## COMMODITIES MARKET

Commodity	Closing Week	Previous Week	YTD (%)
 BRENT CRUDE OIL (US\$/bbl.)	101.27	104.92	28.00%
 GOLD (US\$/oz)	1,940.49	1,921.33	6.34%
 COCOA (US\$/MT)	2,472.24	2,513.46	0.90%

Source: Bloomberg, Bullion by Post, ICCO

## JUSTIFICATIONS FOR INCLUDING STOCKS IN A PORTFOLIO

- Typically, stocks outperform all other investment options over a ten-year period making them a must for long term portfolio.
- They are excellent vehicles for retirement.
- Except for a few short periods, stocks have consistently outpaced the rate of inflation.

## ANALYSTS

Godwin Kojo Odoom: Senior Research Analyst

Obed Owusu Sackey: Analyst