



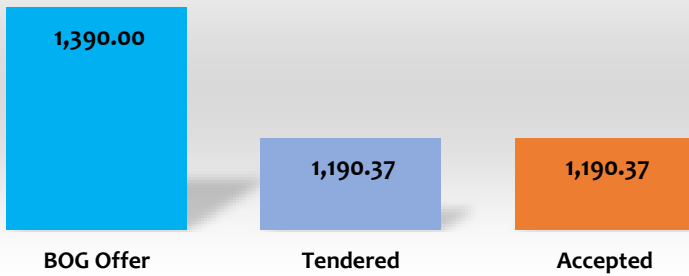
TENDER #1774

FIXED INCOME MARKET HIGHLIGHTS

At last week's auction, a total of GH¢890.57 million was raised in 91-Day bills, GH¢109.68 million was raised in 182-Day bills and GH¢190.12 in 364-Day bills as compared to GH¢534.34 million raised in 91-Day bills and GH¢121.39 million raised in 182-Day bills at the previous week's auction. Yields for 91-Day bill flattened to close at 12.50% whilst the 182-Day bills declined by 0.15% to settle at 13.17%.

The target for the next auction (Tender #1775) is GH¢1,284.00 million in 91 and 182Day bills.

91 , 182 & 364 Day T-Bills (GH¢ Million)



Breakdown of total amount raised this week

Treasuries	Bids Tendered (GH¢ MN)	Bids Accepted (GH¢ MN)
91-Day T-Bill	890.57	890.57
182-Day T-Bill	109.68	109.68
364-Day T-Bill	190.12	190.12
Totals	1,190.37	1,190.37

SUMMARY OF OCT. 2021 GFIM ACTIVITIES

GHANA FIXED INCOME MARKET

YEAR	Jan.-Oct. 2021	Jan.-Oct. 2020	Change
VOLUME	172,605,783,613	85,002,566,575	103.06%
VALUE (GH¢)	179,160,342,714.23	86,777,805,364.73	106.46%
NO. OF TRADES	278,135	147,649	88.36%

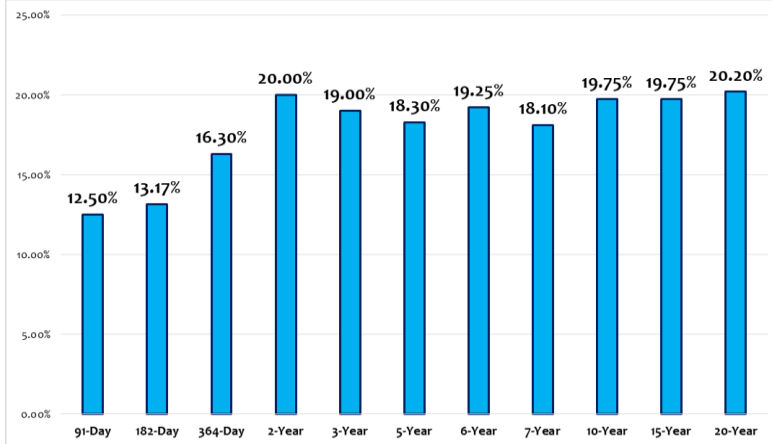
Source: Ghana Stock Exchange

KEY ECONOMIC INDICATORS

Indicator	Current	Previous
Monetary Policy Rate	November 2021 14.50%	13.50%
Real GDP Growth	Q2 2021 3.90%	3.10%
Inflation	October 2021 11.00%	10.60%
Reference rate	October 2021 13.46%	13.51%

Source: GSS, BOG, GBA

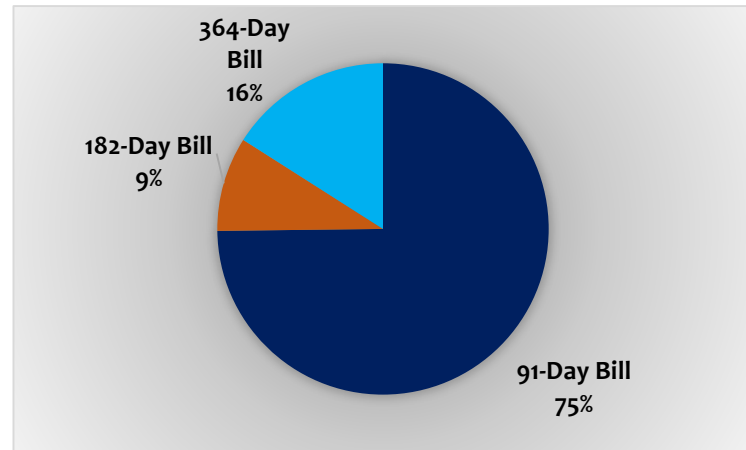
TREASURY RATES YIELD (22nd Nov. – 26th Nov. 2021)



Results of last week's Treasury Bill Auction

GOG Treasuries	Current	Previous	Change (%)
91-Day T-Bill	12.50%	12.50%	0.002%
182-Day T-Bill	13.17%	13.19%	-0.021%
364-Day T-Bill	16.30%	16.29%	0.016%

BREAKDOWN OF TOTAL AMOUNT RAISED THIS WEEK



Next Auction Details

Treasuries	Bids Tendered (GH¢ MN)
Tender No.	1775
Target Size	GH¢1,284.00 million
Auction Date	2 nd December, 2021
Settlement Date	6 th December, 2021
Securities on offer	91-Day & 182-Day bills

ANALYSTS

Godwin Kojo Odoom: Senior Research Analyst

Edna Awurama Fosua: Analyst

Nelson Cudjoe Kuagbedzi: Analyst