



TENDER #1773

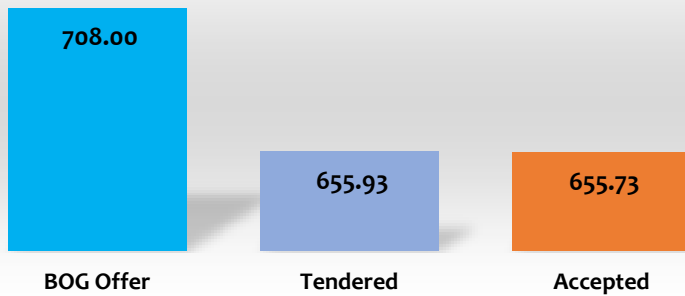
FIXED INCOME MARKET HIGHLIGHTS

At last week's auction, a total of GH¢534.34 million was raised in 91-Day bills and GH¢121.39 million was raised in 182-Day bills as compared to GH¢1,088.54 million raised in 91-Day bills and GH¢148.07 million raised in 182-Day bills at the previous week's auction.

Yields for 91-Day bill went up marginally by 0.16% to close at 12.50% whilst the 182-Day bills declined by 0.23% to settle at 13.22%.

The target for the next auction (Tender #1774) is GH¢1,390.00 million in 91, 182 and 364 Day bills.

91 & 182 Day T-Bills (GH¢ Million)



Breakdown of total amount raised this week

Treasuries	Bids Tendered (GH¢ MN)	Bids Accepted (GH¢ MN)
91-Day T-Bill	534.54	534.34
182-Day T-Bill	121.39	121.39
Totals	655.93	655.73

SUMMARY OF OCT. 2021 GFIM ACTIVITIES

GHANA FIXED INCOME MARKET

YEAR	Jan.-Oct. 2021	Jan.-Oct. 2020	Change
VOLUME	172,605,783,613	85,002,566,575	103.06%
VALUE (GH¢)	179,160,342,714.23	86,777,805,364.73	106.46%
NO. OF TRADES	278,135	147,649	88.36%

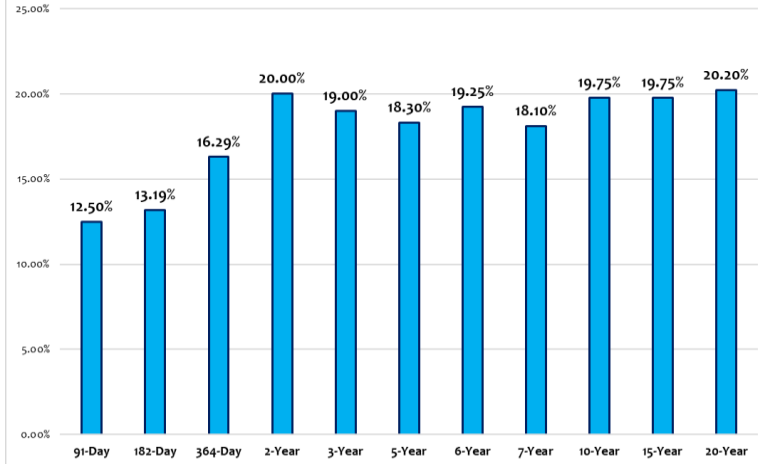
Source: Ghana Stock Exchange

KEY ECONOMIC INDICATORS

Indicator	Current	Previous
Monetary Policy Rate	September 2021 13.50%	13.50%
Real GDP Growth	Q2 2021 3.90%	3.10%
Inflation	October 2021 11.00%	10.60%
Reference rate	October 2021 13.46%	13.51%

Source: GSS, BOG, GBA

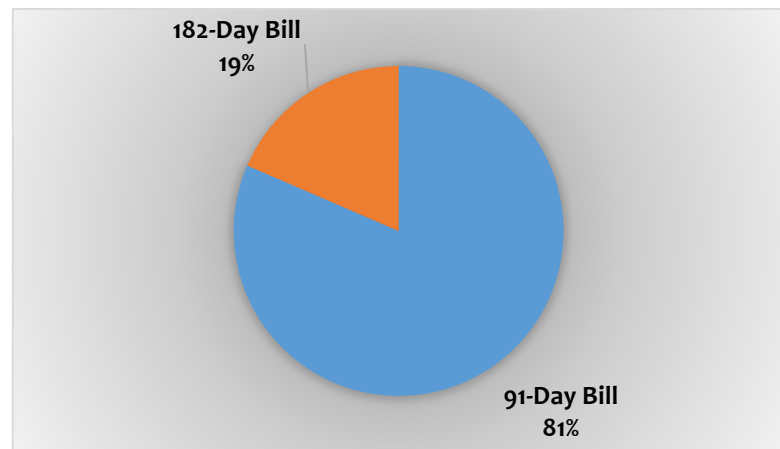
TREASURY RATES YIELD (15th Nov. – 19th Nov. 2021)



Results of last week's Treasury Bill Auction

GOG Treasuries	Current	Previous	Change (%)
91-Day T-Bill	12.50%	12.48%	0.16%
182-Day T-Bill	13.19%	13.22%	-0.23%

BREAKDOWN OF TOTAL AMOUNT RAISED THIS WEEK



Next Auction Details

Treasuries	Bids Tendered (GH¢ MN)
Tender No.	1774
Target Size	GH¢1,390 million
Auction Date	26th November, 2021
Settlement Date	29th November, 2021
Securities on offer	91-Day, 182, 364-Day bills

ANALYSTS

Godwin Kojo Odoom: Senior Research Analyst

Edna Awurama Fosua: Analyst

Nelson Cudjoe Kuagbedzi: Analyst