



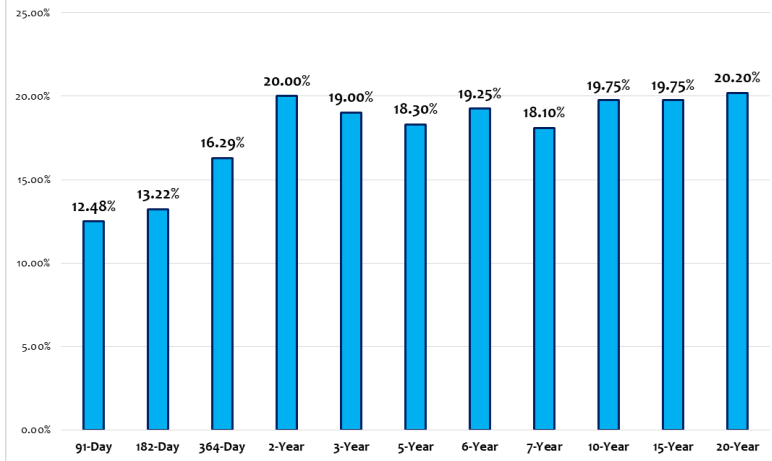
TENDER #1772

FIXED INCOME MARKET HIGHLIGHTS

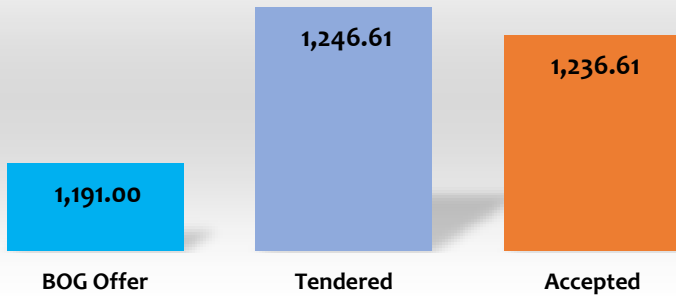
At last week's auction, a total of GH¢1,088.54 million was raised in 91-Day bills and GH¢148.07 million was raised in 182-Day bills as compared to GH¢847.43 million raised in 91-Day bills, GH¢131.61 million raised in 182-Day bills, GH¢153.84 million raised in 364-Day bills and GH¢1,361.10 million raised in 2-Year Notes at the previous week's auction.

Yields for 91-Day bill went up marginally by 0.001% to close at 12.48% whilst the 182-Day bills went up by 0.053% to settle at 13.22%. The target for the next auction (Tender #1773) is GH¢708.00 million in 91 and 182 Day bills.

TREASURY RATES YIELD (08th Nov. – 12th Nov. 2021)



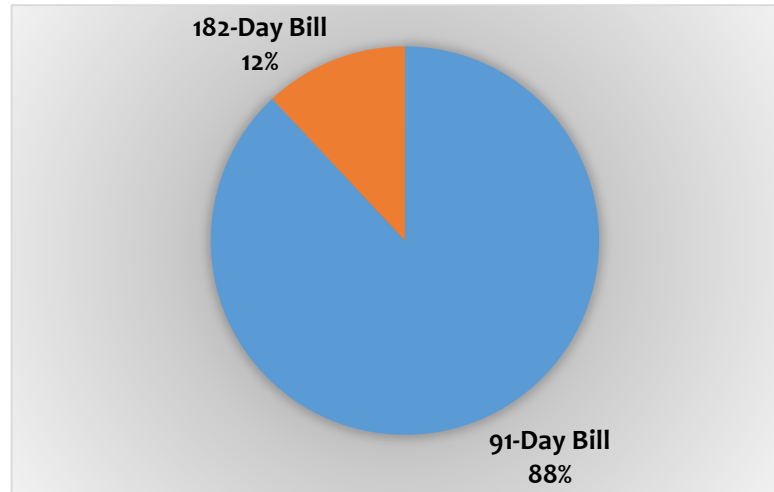
91 & 182 Day T-Bills (GH¢ Million)



Results of last week's Treasury Bill Auction

GOG Treasuries	Current	Previous	Change (%)
91-Day T-Bill	12.48%	12.48%	0.001%
182-Day T-Bill	13.22%	13.16%	0.053%

BREAKDOWN OF TOTAL AMOUNT RAISED THIS WEEK



Breakdown of total amount raised this week

Treasuries	Bids Tendered (GH¢ MN)	Bids Accepted (GH¢ MN)
91-Day T-Bill	1,093.54	1,088.54
182-Day T-Bill	153.07	148.07
Totals	1,246.61	1,236.61

SUMMARY OF OCT. 2021 GFIM ACTIVITIES

GHANA FIXED INCOME MARKET

YEAR	Jan.-Oct. 2021	Jan.-Oct. 2020	Change
VOLUME	172,605,783,613	85,002,566,575	103.06%
VALUE (GH¢)	179,160,342,714.23	86,777,805,364.73	106.46%
NO. OF TRADES	278,135	147,649	88.36%

Source: Ghana Stock Exchange

KEY ECONOMIC INDICATORS

Indicator		Current	Previous
Monetary Policy Rate	September 2021	13.50%	13.50%
Real GDP Growth	Q2 2021	3.90%	3.10%
Inflation	October 2021	11.00%	10.60%
Reference rate	October 2021	13.46%	13.51%

Source: GSS, BOG, GBA

Next Auction Details

Treasuries	Bids Tendered (GH¢ MN)
Tender No.	1773
Target Size	GH¢708.00 million
Auction Date	19th November, 2021
Settlement Date	22nd November, 2021
Securities on offer	91-Day, 182-Day bills

ANALYSTS

Godwin Kojo Odoom: Senior Research Analyst

Edna Awurama Fosua: Analyst

Nelson Cudjoe Kuagbedzi: Analyst