



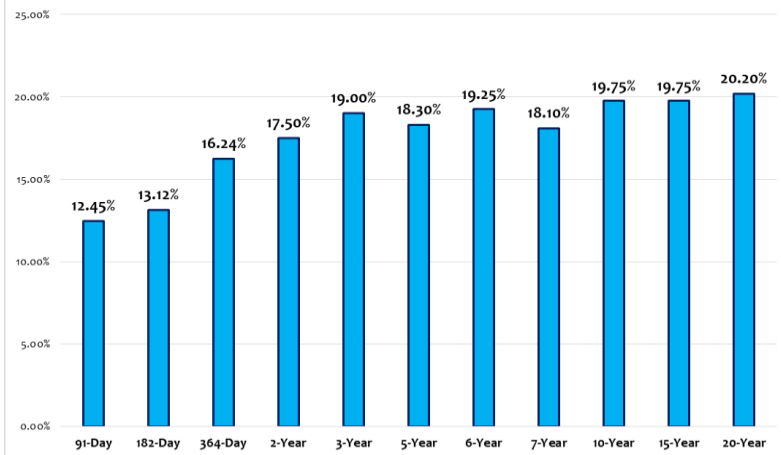
TENDER #1770

FIXED INCOME MARKET HIGHLIGHTS

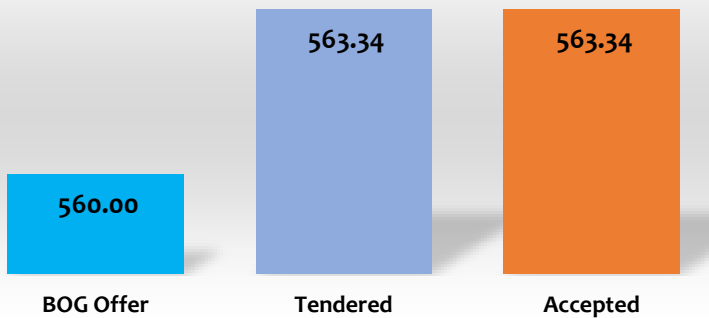
At last week's auction, a total of GH¢346.36 million was raised in 91-Day bills, GH¢148.38 million was raised in 182-Day bills and GH¢68.60 million in 364-Day bills as compared to GH¢791.44 million in 91-Day bills and GH¢202.55 million in 182-Day bills at the previous week's auction.

91-Day bill, 182-Day bill and 364-Day bill yields all fell by 0.013%, 0.038% and 0.025% to 12.45%, 13.12% and 16.24% respectively. The target for the next auction is GH¢1,487 million in 91-Day bill, 182-Day bill and 364-Day bill.

TREASURY RATES YIELD (25th Oct. – 29th Oct. 2021)



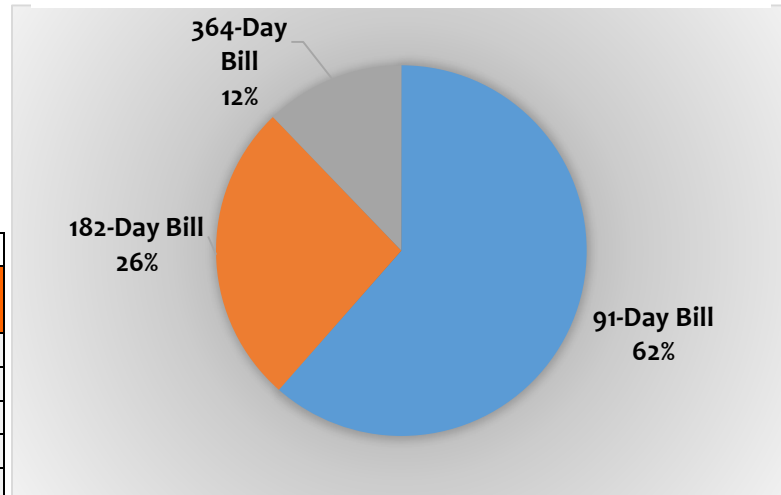
91/182/364 Day T-Bills (GH¢ Million)



Results of last week's Treasury Bill Auction

GOG Treasuries	Current	Previous	Change (%)
91-Day T-Bill	12.45%	12.46%	-0.013%
182-Day T-Bill	13.12%	13.16%	-0.038%
364-Day T-Bill	16.24%	16.27%	-0.025%

BREAKDOWN OF TOTAL AMOUNT RAISED THIS WEEK



Breakdown of total amount raised this week

Treasuries	Bids Tended (GH¢ MN)	Bids Accepted (GH¢ MN)
91-Day T-Bill	346.36	346.36
182-Day T-Bill	148.38	148.38
364-Day T-Bill	68.60	68.60
Totals	563.34	563.34

SUMMARY OF SEP. 2021 GFIM ACTIVITIES

GHANA FIXED INCOME MARKET

YEAR	Jan.-Sep. 2021	Jan.-Sep. 2020	Change
VOLUME	155,045,312,018	74,735,752,576	107.45%
VALUE (GH¢)	161,161,532,485.79	76,257,565,446.18	111.33%

Source: Ghana Stock Exchange

KEY ECONOMIC INDICATORS

Indicator		Current	Previous
Monetary Policy Rate	September 2021	13.50%	13.50%
Real GDP Growth	Q2 2021	3.90%	3.10%
Inflation	September 2021	10.60%	9.70%
Reference rate	October 2021	13.46%	13.51%

Source: GSS, BOG, GBA

Next Auction Details

Treasuries	Bids Tended (GH¢ MN)
Tender No.	1771
Target Size	GH¢1,487 million
Auction Date	5th November, 2021
Settlement Date	8th November, 2021
Securities on offer	91-Day, 182-Day and 364-Day bills

ANALYSTS

Godwin Kojo Odoom: Senior Research Analyst

Edna Awurama Fosua: Analyst

Nelson Cudjoe Kuagbedzi: Analyst